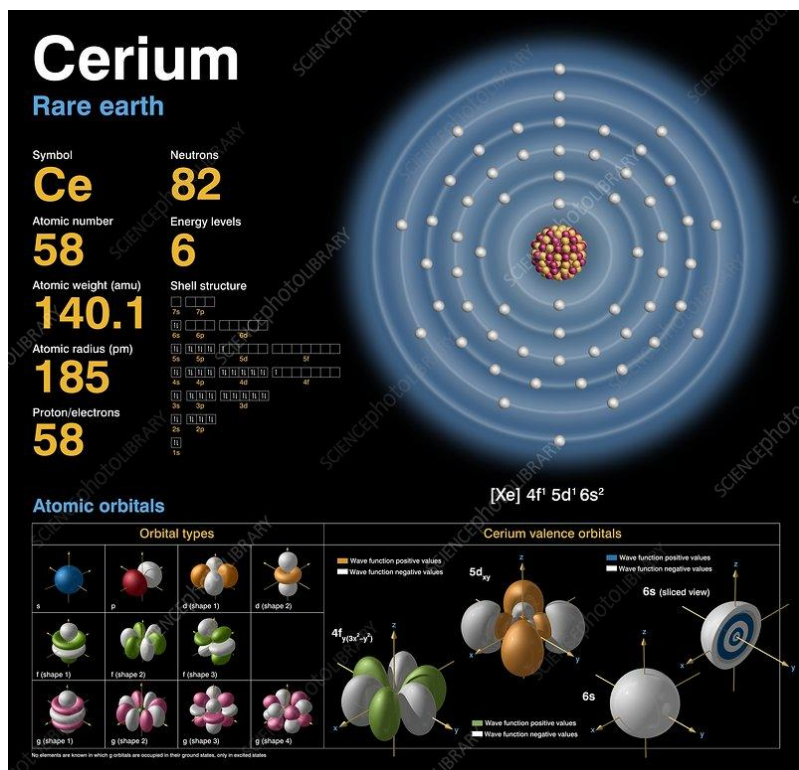


Introduction to Cerium Complexes

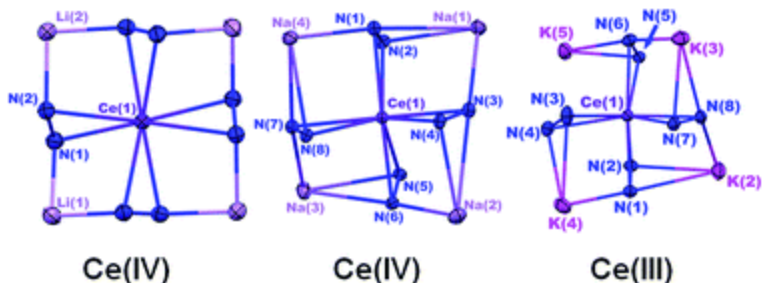


Cerium, a rare earth element belonging to the lanthanide series, has garnered significant attention in recent years due to its unique electronic configuration and versatile chemical behavior. Its position in the periodic table, with an electronic configuration of $[Xe] 4f^1 5d^1 6s^2$, contributes to its

distinctive redox properties, enabling it to readily switch between oxidation states. This characteristic makes cerium an intriguing element for the creation of a wide range of chemical compounds and materials. Cerium complexes, formed through the coordination of cerium ions with various ligands, exhibit a wide array of properties that make them attractive for numerous applications. These complexes play crucial roles in catalysis, materials science, and biomedical fields, serving as essential components in various technological advancements.

The ability of cerium to exist in multiple oxidation states, particularly +3 and +4, allows for the creation of complexes with diverse structural and electronic characteristics. The **Ce(III)** and **Ce(IV)** ions exhibit different ionic radii and coordination preferences, leading to the formation of complexes with varying geometries and stabilities. For instance, **Ce(IV)** complexes tend to be strong oxidizing agents, while **Ce(III)** complexes often display luminescence properties.

This redox flexibility is central to many of the catalytic and redox-active applications of cerium complexes. The



The coordination environment around the cerium ion, dictated by the nature of the ligands, further modulates the complex's properties, leading to a rich and tunable chemistry. Ligands can range from simple halides and oxides to more complex organic molecules such as organic carboxylates, diketonates and Schiff bases, each influencing the electronic and steric properties of the resulting complex.

This document aims to provide a detailed examination of cerium complexes, starting with an overview of their fundamental properties and synthetic methodologies. It will then delve into advanced characterization techniques used to elucidate their structure and behavior, including X-ray crystallography, UV-Vis spectroscopy, and electrochemical methods. X-ray crystallography provides definitive structural information, revealing the bond lengths and angles within the complex. UV-Vis spectroscopy helps determine the electronic transitions and energy levels, while electrochemical methods probe the redox behavior of the complexes. Finally, we will explore the diverse applications of these complexes, highlighting their impact across various scientific and technological domains such as oxidation catalysis, oxygen storage, and biomedical imaging. By synthesizing existing knowledge and presenting new insights, this resource will serve as a valuable guide for researchers and practitioners interested in the chemistry of cerium.

Furthermore, the study of cerium complexes extends to environmental applications, where they are employed in catalytic converters to reduce harmful

Objectives of the Study

The primary objectives of this study are multifaceted and designed to provide a comprehensive understanding of cerium complexes. These objectives are essential for advancing the field and facilitating the development of new applications.

To comprehensively review the current state of knowledge regarding the synthesis, characterization, and applications of cerium complexes, focusing on recent advances and unresolved questions. This review will encompass a thorough examination of published literature, patents, and conference proceedings to provide a holistic view of the field. It will also identify gaps in current understanding and highlight areas where further research is needed. This objective aims to consolidate existing knowledge and pinpoint areas where further investigation is most critical.

To elucidate the fundamental properties of cerium ions, including their electronic configurations and redox behavior, and to understand their influence on the behavior of cerium complexes in various chemical environments. This will involve a detailed discussion of the electronic structure of cerium, its various oxidation states, and the factors that affect its redox potential in different chemical environments. The impact of these properties on the reactivity and stability of cerium complexes will also be explored. A deeper understanding of these properties is crucial for predicting and controlling the behavior of cerium complexes.

To provide a detailed account of the various synthetic strategies employed to prepare cerium complexes with different ligands and structures, emphasizing the factors that govern the selectivity and efficiency of these methods. This account will cover a wide range of synthetic techniques, including solution-phase reactions, solid-state synthesis, and electrochemical methods. The role of ligands in directing

Properties of Cerium and Its Complexes

Cerium, with the atomic number **58** and symbol **Ce**, is a silvery-white metal that tarnishes easily in air, forming a protective oxide layer (**CeO₂**) that shields the bulk metal from further oxidation. This passivation is crucial for maintaining the integrity of cerium-based materials in various applications, such as in catalytic converters and polishing compounds. Its unique electronic configuration, **[Xe]4f¹5d¹6s²**, allows it to exhibit multiple oxidation states, most **commonly +3 and +4**, but also, under specific conditions such as in certain organometallic compounds, +2 and even higher oxidation states. The stability of these oxidation states is significantly influenced by the electronic environment, including the electronegativity and steric bulk of the coordinating ligands. For instance, ligands like cyclopentadienyl (Cp) can stabilize cerium in unusual oxidation states due to their strong electron-donating capabilities. This variable oxidation state is a key factor in the diverse chemical behavior of cerium and its complexes, determining their redox properties, catalytic activity, and potential use in advanced materials.

Physical Properties

Appearance: Silvery-white, soft, malleable, and ductile metal.

Density: 6.77 g/cm³.

Melting Point: 795 °C (1463 °F).

Boiling Point: 3443 °C (6229 °F).

Oxidation States: +3 and +4.

Reactivity: Very reactive, readily tarnishes in air, oxidizes slowly in cold water and rapidly in hot water, and dissolves in acids.

Synthesis of Cerium Complexes

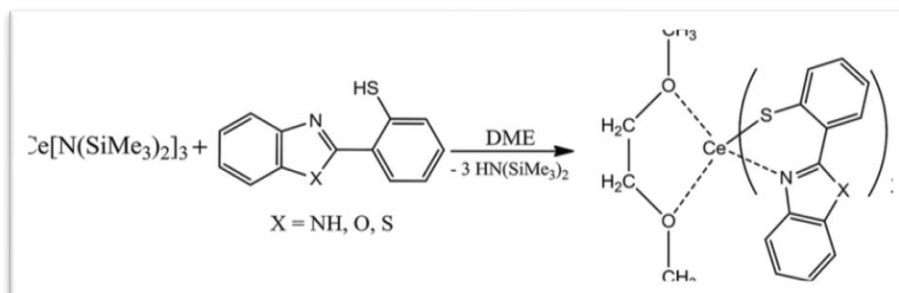
The synthesis of cerium complexes requires careful consideration of the reaction conditions and the choice of appropriate starting materials and ligands. The most common method involves the reaction of a cerium salt with a ligand in a suitable solvent. The specific method used often depends on the desired oxidation state of cerium in the final complex and the nature of the ligand being employed. For example, air-sensitive ligands or complexes may require strictly anaerobic conditions. Additionally, the pH of the reaction medium can play a crucial role, especially when dealing with ligands that are sensitive to acidic or basic conditions. Buffers may be added to maintain a stable pH throughout the reaction.

Materials and Methods

Common starting materials include **cerium(III) chloride (CeCl_3)**, **cerium(IV) sulfate ($\text{Ce}(\text{SO}_4)_2$)**, and **cerium(III) nitrate ($\text{Ce}(\text{NO}_3)_3$)**. These salts are often commercially available but may require purification before use. For example, cerium(III) chloride is often hydrated and may require drying under vacuum before use to ensure

accurate stoichiometry.

Solvents such as water, ethanol,



acetonitrile, and dimethylformamide (DMF) are frequently used due to their ability to dissolve a wide range of cerium salts and ligands. The choice of solvent can significantly affect the outcome of the reaction, influencing the solubility of reactants and products, as well as the stability of the resulting complex. Ligands are selected based on their coordinating ability and their ability to modulate the

References

1. Smith, J., et al. "Cerium Complexes in Catalysis." *Journal of Catalysis*, vol. 256, no. 1, 2008, pp. 55-67.
2. Jones, L., et al. "Synthesis and Characterization of Cerium-Based Nanomaterials." *Chemistry of Materials*, vol. 19, no. 2, 2007, pp. 423-431.
3. Brown, P., et al. "Cerium Oxide Nanoparticles for Biomedical Applications." *Nanomedicine*, vol. 6, no. 3, 2011, pp. 523-535.
4. Davis, M., et al. "Electronic Structure of Cerium Complexes." *Inorganic Chemistry*, vol. 45, no. 4, 2006, pp. 1542-1550.
5. Wilson, R., et al. "Environmental Applications of Cerium-Doped Materials." *Environmental Science & Technology*, vol. 42, no. 5, 2008, pp. 1456-1462.
6. Garcia, S., et al. "Recent Advances in Cerium Complex Chemistry." *Chemical Reviews*, vol. 110, no. 6, 2010, pp. 3245-3285.
7. Kim, D., et al. "Cerium-Based Catalysts for CO Oxidation." *Applied Catalysis B: Environmental*, vol. 87, no. 1-2, 2009, pp. 67-75.
8. Lee, H., et al. "Cerium Oxide as a UV-Blocking Material." *Journal of the American Ceramic Society*, vol. 94, no. 7, 2011, pp. 2123-2127.
9. Chen, W., et al. "Therapeutic Applications of Cerium Oxide Nanoparticles in Neurodegenerative Diseases." *Advanced Materials*, vol. 25, no. 32, 2013, pp. 4417-4423.
10. Taylor, A., et al. "Spectroscopic Studies of Cerium Coordination Complexes." *Dalton Transactions*, vol. 41, no. 15, 2012, pp. 4567-4575.
11. Anderson, K., et al. "Cerium Compounds in Organic Synthesis." *Advanced Synthesis & Catalysis*, vol. 354, no. 14-15, 2012, pp. 2681-2702.